

PFH-T Film

PFH-T Film is a green sensitive single-side emulsion coated on a blue, approximately 0.1 mm (4-mil) polyester support with a pink anti-halation layer. The film is used to photograph images of green fluorescent screens or other output phosphors (photofluorography). It is a fast speed, low contrast film.

PFH-T Film features T-GRAIN emulsion technology resulting in improved sharpness and resolution. The film can be processed in standard automatic processor cycles, or their equivalents, using standard processing chemicals such as RP X-OMAT chemicals.

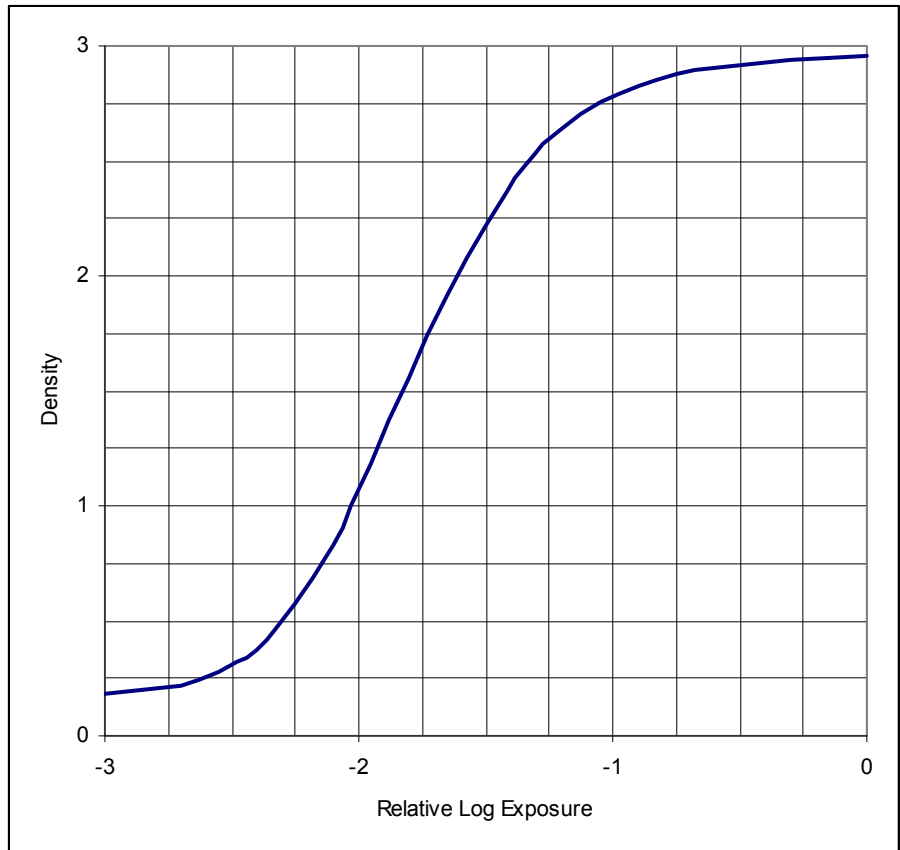
Sensitometric Properties:

Sensitometric Parameters:

Speed	Measured at 1.0 OD above Gross Fog
Contrast	Measured as slope of the straight line portion of the sensitometric curve, and computed as the value for the rise for any three consecutive steps.
Gross Fog	Density of film base plus processing fog.

PFH-T Film

11/50 second simulated P-20 Phosphor Exposure;
 Fresh RP X-OMAT Chemicals; X-OMAT 5000 RA Processor; 90-second Processing;
 Diffuse Visual Densitometry



Notice: The data in this publication represent product tested under the conditions of exposure and processing specified. They are representative of production coatings, and therefore do not apply to a particular box or roll of photographic material. They do not represent standards or specifications that must be met by Carestream Health, Inc. The company reserves the right to change and improve product characteristics at any time.

Automatic Processing Recommendations:

In general, processing is recommended in X-OMAT and RP X-OMAT Processors using RP X-OMAT Developer and Replenisher and RP X-OMAT LO Fixer and Replenisher. **Roll film processing is not recommended in the M35M, M35A-M X-OMAT Processors and the MIN-R Mammography Processor.**

To provide proper transport through all automated processors, use a leader of sheet film wider than the roll and at least 18 cm long. Use 25.4 mm (1-inch) wide tape to splice the roll to the leader. Make sure the adhesive side of the tape is not exposed.

Replenishment Rate Recommendations for X-OMAT or RP X-OMAT Processors (Replenishment by length)

Film Size Processed	Use Condition	Average Number of Films per 8 hours processor operation	Replenishment Rates (ml per 35 x 43 cm)	
			Developer	Fixer
Roll film only (35 cm)	High	32 metres (105 linear feet) or more	50	70
	Medium	10.7–32 metres (35–105 linear feet)	65	85
	Low	10.7 meters (35 linear feet) or less *	80	100
Average size intermix	High	115 sheets or more	50	70
	Medium	40 – 115 sheets	65	85
	Low	40 sheets or less*	80	100

*If sensitometry does not stay within control limits, flooded replenishment may be needed.

Please refer to Service Bulletin No. 30, available on the Carestream website or upon request, for additional processing recommendations.

Recommended Starter Volumes

Developer	Starter (Added to processor developer tank)
RP	89 ml (3 fl. Oz.) per 3.78 Litres (1 gallon)

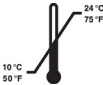


Influence of developer temperature in case of automatic processing

-2 °C	Ref	+2 °C
0	Base fog	0.02
-15 %	Sensitivity	+10 %
-2 %	Contrast	+6 %

Note: Manual processing of PFH-T Film is not recommended.

Storage and Handling

Storage -

Unexposed:		10–24 °C (50–75 °F)
		Do not refrigerate or freeze as this can cause condensation to occur.
		30–50 %RH
		Protect from heat and radioactive sources. Film is to be properly shielded from x-rays, gamma rays, or penetrating radiation.
Exposed:	Keep cool, dry, and properly shielded from penetrating radiation. Process as soon as possible.	
Processed:	16–27 °C (60–80 °F), 30–50 %RH	

The film should be used before the expiration date  indicated on the box with the lot number **LOT**.

Handling -

Hands must be clean, dry and free of lotions, etc. Film should be handled carefully by the edges to avoid physical strains such as pressure, creasing, or buckling. Luminous watches, cell phone and darkroom light leaks should be avoided.



Do not re-use. Film is a single use medical device.

Safelight Filter



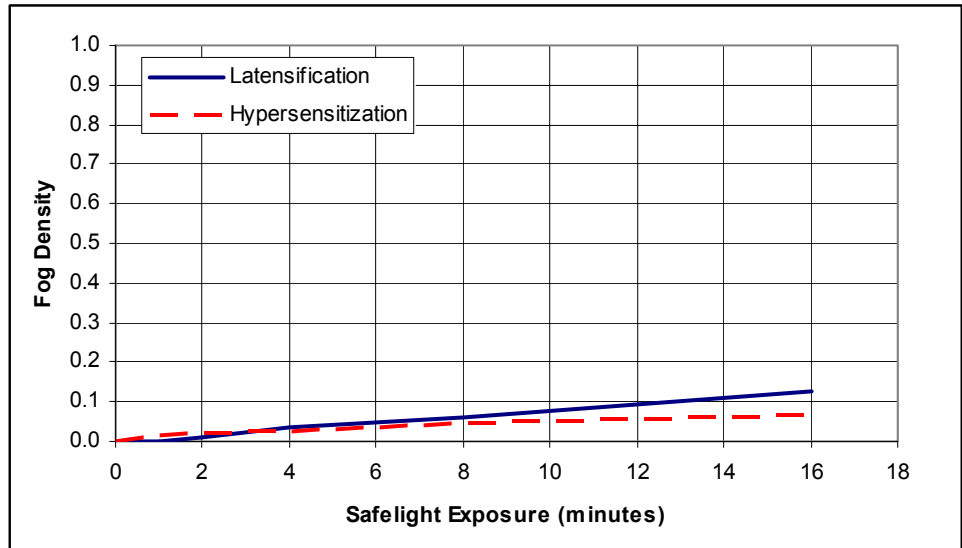
Use a Ruby Red Safelight Filter, such as GBX-2, with a frosted 15-watt bulb or a LED Safelight located at least 1.22 metres (48 inches) from the film.

Latensification: Safelight exposure after primary x-ray exposure.

Hypersensitization: Safelight exposure prior to primary x-ray exposure.

PFH-T Film

GBX-2 Safelight Filter, 15-watt bulb / 1.22 metres (48 inches)
X-OMAT 5000 RA Processor, RP X-OMAT Chemicals, 35 °C (95 °F)



CE
0086



Carestream Health France
1, rue Galilée
93192 NOISY-LE-GRAND CEDEX
FRANCE

The contents of this publication are subject to change without notice.

© Carestream Health, Inc., 2016. CARESTREAM and X-OMAT are trademarks of Carestream Health.

Carestream Health, Inc. – 150 Verona Street – Rochester, NY, USA 14608

©Carestream Health, Inc. 2016, Publication No. CHSP-8607, rev. 3